

## MLDA4040

LED Driver Flicker free  
Analog 0-10 Dimmable



### Areas of application

- Suitable for indoor installations
- Suitable for luminaires of protection classes I and II
- Suitable for downlights, spotlights and LED panel light,



### Product benefits

- Wide Operating Range 100-264VAc
- Safety requirement due to Input Over Voltage, O/P overload-S/C, over temperature Auto recovery protections,
- High efficiency and reliability,
- High quality of light.
- Small PCFR-White housing.
- ATHD<math><10\%</math>, Efficiency >85%.
- Analog 0-10V Dimmable.

### Product features

- Supply voltage: 220...240 V
- Line frequency: 50 Hz | 60 Hz
- Line voltage: 100...264 Vac
- Safety according to EN 61347-1, 61347-2-13, 62384
- EMI CE suppression: to EN 55015A
- Line harmonics according to EN 61000-3-2
- Immunity according to EN 61547
- Lifetime: up to 50,000 h (temperature at  $T_c = 65^{\circ}C$ , max. 10 % failure rate)

Technical data

**Electrical data**

Nominal voltage	220...240 V
Mains frequency	50...60 Hz
Input voltage AC	100...264 Vac
Total harmonic distortion	10%
Power factor	>0.96
ECG efficiency	>85 %
Device power loss	<4.0 W
Inrush current	8 A
Max. ECG no. on circuit breaker 10 A (Type-B)	8
Max. ECG no. on circuit breaker 16 A (Type-B)	16
Max. ECG no. on circuit breaker 25 A (Type-B)	24
Surge capability (L/N-Ground)	2.5 kV
Surge capability (L-N)	2 kV
Nominal output voltage	42 V -70Vdc
U-OUT (working voltage)	60 V
Nominal output current	1050mA (1.05A)
Output current tolerance	±5 %
Output ripple (@100 Hz)	< 2 %
Nominal output power	42W
Galvanic isolation	SELV

**Dimensions & weight**



Length	210mm
Width	40mm
Height	28mm
Mounting hole spacing, length	200mm

## Product datasheet

Mounting hole spacing, width	34.0 mm
Product weight	145.00 gm
Cable cross-section, input side	0.5...1.5 mm <sup>2</sup>
Cable cross-section, output side	0.5...1.5 mm <sup>2</sup>
Wire preparation length, input side	6.5...7.5 mm
Wire preparation length, output side	6.5...7.5 mm

### Colors & materials

Casing material	PC FR 94V0 White
-----------------	------------------

### Temperatures & operating conditions

Ambient temperature range	-20...+50 °C
Maximum temperature at tc test point	75 °C
Max.housing temperature in case of fault	110 °C
Permitted rel. humidity during operation	5...85 %

### Lifespan

ECG lifetime	min.50,000 h *
--------------	----------------

\* At T<sub>case</sub> = 65°C at T<sub>c</sub> point / 10% failure rate

### Additional product data

Encapsulated	No
--------------	----

### Capabilities

Dimmable	Yes
Overheating protection	Auto-recovery
Overload protection	Auto-recovery
Short-circuit protection	Auto-recovery
No-load proof	Yes
Max. cable length to lamp/LED module	1 meter
Suitable for fixtures with prot. class	I / II
Type of connection, output side	Push terminal

### Certificates & standards







Approval marks – approval	CE, ENEC, IEC-CB, BIS
Standards	EN-61347-1:2015,+A1,EN-61347-2-23:2014+A1, EN-IEC62384:2020,IS-15885-2-23, EN-61000-3-2, EN61000-4-4&5
Type of protection	IP20

# Product datasheet

## Logistical data

Temperature range at storage	-40...85 °C
------------------------------	-------------

### Download Data

File
 Product Data sheet.pdf
 Brochure CC Drivers
 ROHs & WEEE Decl.pdf
 EMI-CE report.pdf
 EFT Test Report.pdf
 CAD data.zip

### Logistical Data

Product code	Product description	Packaging unit (Pieces/Box)	Dimensions (length x width x Volume height)	Gross weight
MLDA4040	Analog 0-10v Dimming	Per tray 20pc	240 mm x 210 mm x 80 mm	3.16 kg
MLDA4040	Analog 0-10v Dimming	Shipping carton box100/Box (5 Trays/Box)	240 mm x 210 mm x 80 mm	3.70 dm <sup>3</sup> 19.00 Kg

The mentioned product code describes the smallest quantity unit which can be ordered. One shipping unit can contain one or more single products. When placing an order, for the quantity please enter single or multiples of a shipping unit.

## Ordering Information:

<b>M</b>	<b>L</b>	<b>D</b>	<b>A</b>	<b>X</b>	<b>4</b>	<b>0</b>	<b>X</b>	<b>4</b>	<b>0</b>	<b>-</b>	<b>1</b>	<b>E</b>
MELCON	LED	C-Constant F-Flicker Free D- Dimming N- Non-Isolated S-Switch(AOI) H-Non-SELV	A- Analog Dim B-Bluetooth C-Current D-Dali Dim E-Emergency G-Slave Dim I- IR Remote M - Master Dim P-PWM Dim R-Potentiometer T-Triac Dim V-Voltage W-CCT-Tunable white X - W-Fi Dim Z-Zigbee	O/P Voltage			O/P Power			No.Of O/P 1- Mono/DT6 2- CCT/DT8 3- RGB 4- RGBW 5- RGBWW	E-Enclosed-IP20 P-Enclosed-IP65 O-Open Const.	

### Version Change History:

Sr.	Revision	Notes	Date
1.	V0.1	IEC-CB- CE certified and added logos	28.12.2021
2.	V0.2	ENEC Logo added, Order info change	21.10.2022